


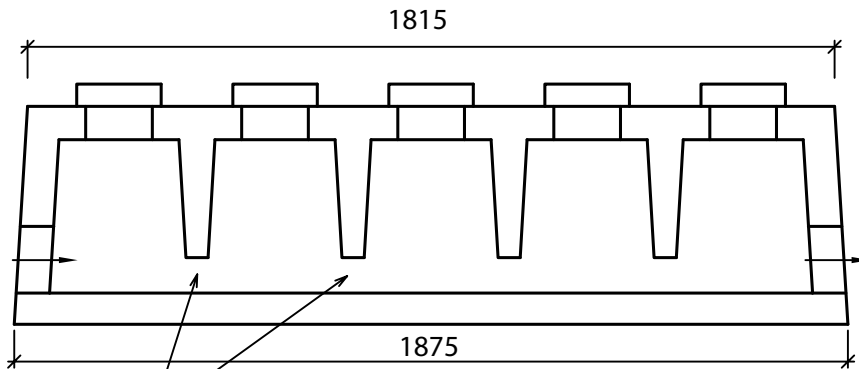
STORMWATER CONTROL - MC2 MULTICELL



PLAN

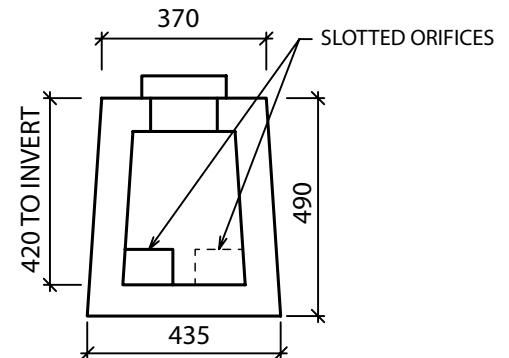
150 Dia I.O WITH SCREW CAP

Weight KG	\$ Per Unit EXC GST
540	\$915.00



LENGTH SECTION

SLOTTED ORIFICES



WIDTH SECTION

OSD - WHY ON-SITE DETENTION IS NECESSARY

When a site is redeveloped, the proportion of hard services such as roofs and concrete paving is increased whilst the proportion of soft or absorbent surfaces such as lawns and gardens is reduced. These changes increase both the quantity and the flow rate of stormwater which will drain from the site. In many circumstances, the increased run-off will overload existing municipal drains and cause nuisance flooding on a regular basis. Controlling authorities will insist upon measures being taken to ensure that this overloading does not occur.

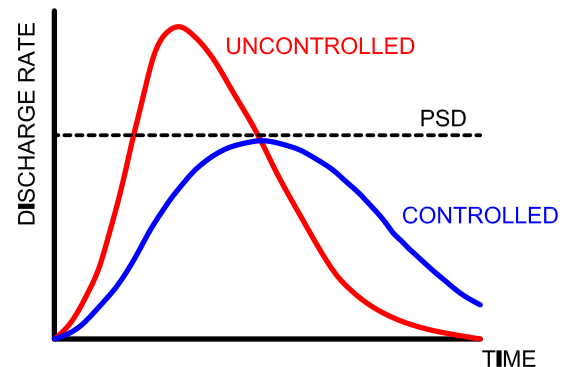
Two solutions are generally available - replace the existing municipal drains or install a stormwater detention system on the site. Both options result in direct development costs but on-site detention allows developers to retain control of the project and keep their costs to a minimum.

OSD enhances the capacity of the existing drainage system and preserves the amenity of developing localities.

OSD - HOW DETENTION SYSTEMS WORKS

The analysis of run-off flow rates and storage volumes involves a significant amount of detailed calculations and should be referred to a hydraulic designer. Despite this the basic workings of a detention system are relatively simple.

At the onset of a storm, stormwater will commence to discharge from the site. The earliest flow will be from areas nearest the discharge point but the rate of flow will increase significantly as water from the furthest points of the property reaches the discharge point. As the intensity of the storm approaches its peak, the discharge rate will increase relatively sharply to a maximum. Some time after the peak has passed; the flow rate will start to subside. A plot of the flow rates would yield a triangular figure similar to the one marked



S.V.C PRODUCTS PTY LTD
 38 Japaddy Street, Braeside. 3195.
 Ph. 03 9580 6644 Fax. 03 9587 2805
 Email: sales@svc.net.au
 www.svc.net.au
 ABN 96 004 279 458

MAY 2011 - PRICES EXCLUDE GST

Specifications & prices subject to change without notice



MC2 MULTICELL ORDER FORM

S.V.C PRODUCTS PTY LTD
 38 Japaddy Street, Braeside. 3195.
 Ph. 03 9580 6644 Fax. 03 9587 2805
 Email: sales@svc.net.au
 www.svc.net.au
 ABN 96 004 279 458

CUSTOMER DETAILS			
Name			
Address			
Contact Person		Contact Phone No	
Order No			

DELIVERY DETAILS			
Address			
Site Contact		Contact Phone No	
Melways Reference			
<ul style="list-style-type: none"> Delivered cost includes single delivery (Melbourne Metro) per Crane Truck Delivery includes unloading onto nature strip Unit Weight = 540 KG Note: Installation of Multicell unit NOT included in cost 			

PRODUCT DETAILS - PLEASE COMPLETE MODEL NO & PIPE SIZE DETAILS	
Model Number	MC2 A
Inlet Pipe Size (150mm PVC or 225mm PVC)	
Outlet Pipe Size (150mm PVC or 225mm PVC)	
<ul style="list-style-type: none"> All units manufactured to order - Approx delivery time = 5 -10 working days from receipt of order Note: Multicell Model No's: A11- A19 designed for use with 150mm Dia Outlet Pipe Note: Multicell Model No's: A21- A29 designed for use with 225mm Dia Outlet Pipe 	

PAYMENT DETAILS - PLEASE SELECT METHOD OF PAYMENT			
<input type="checkbox"/> ACCOUNT	<input type="checkbox"/> CREDIT CARD		<input type="checkbox"/> DIRECT DEPOSIT
Account No	Card Type		SVC Bank Details: ANZ - Braeside 013-233-2976-41457
<input type="checkbox"/> CHEQUE IN MAIL	Card No		
	Exp Date		
	Auth Signature		
<ul style="list-style-type: none"> Cost per unit for MC2 Multicell is \$915.00 Exc GST - (\$1006.50 Inc GST) Full payment to be received prior to commencement of manufacture, unless current Approved Account Holder 			

MAY 2011 - PRICES EXCLUDE GST

Specifications & prices subject to change without notice

- Standard Terms & Conditions apply - Refer www.svc.net.au